

## 7" Quad-core Mobile Data Terminal with RFID reader



### Features

- 7" WVGA LCD with 9 programmable hot keys, 1 power key
- Android 4.4.4 OS
- Supports analog video input 1\*CVBS input, 2\*RS232, 1\*USB OTG, 3\*DI/2\*DO
- Supports LTE/WCDMA/GPRS, GPS, WIFI, BLUETOOTH, RFID reader
- 10V-32V / No battery

## Specifications

### Processor & Operating System

CPU	Rockchip PX3 cortex-A9 Quad-core, 1.6GHz
Operating System	Android 4.4.4 OS

### Memory

DDR3	2GB
Nand Flash	8GB

### Display

7 inch WVGA 800*480, Capacitive screen
LED backlight, wide type
350 nits

### Keypad & Buttons

9 function keys (support external keyboard)
1 power button
4 LED

## Interface ports

RS232 serial ports	3
RS485 (Optional)	1
CVBS Input	1
CANBUS (Optional)	1
USB ports	1 x 2.0 USB Device (default)

## Accessible Expansion Slots

Internal/External TF socket      Micro SD card / max 128G Byte

Internal SIM card      GSM communication

## I/O port

Digital input x 3 line

Digital output x 2 line

## Audio

Speaker      2W 8ohm, Size:40mm

EAR & MIC

## GPS

GPS/BD Module TCM3551

66 channels

Sensitivity -163 dBm

## GPRS/WCDMA/LTE

GPRS module      SIM800 850 MHz/900 MHz/1800 MHz/1900 MHz  
WCDMA module      MU709 900 MHz/1800 MHz/1900 MHz/2100MHz  
LTE module      MU609 850 MHz/900 MHz/1800 MHz/1900 MHz  
HUAWEI ME909s-821

Sensitivity -106 dBm

## Wireless Communication

FM(optional)

RFID reader      Mifare 1 s50,s70 meet requirement ISO14443A  
13.56MHZ Mifare card read/write

Bluetooth(optional)      Class 2, 4.0 (GAP/SPP)

## Antenna

GPS Antenna      External


GSM Antenna      External

## Physical Characteristics

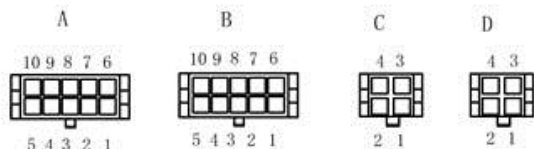
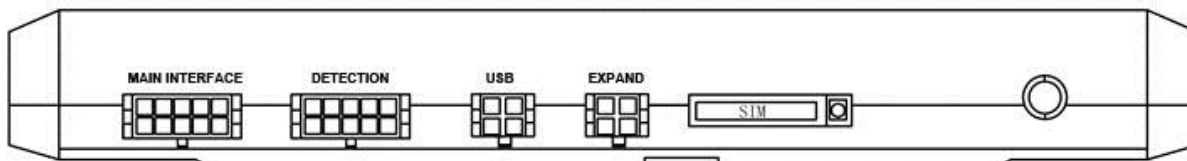
Size      200\*118\*28mm

Weight	1.5 kg
<b>Environment</b>	
Main Power	10V~32V
Battery	No battery
Operating Temperature	-20°C to +70°C
Humidity	5% - 90%

## I/O Connector



# Pin Assignment



A		B		C		D		
1	B-	1	UTXD1	COM7	1	USB D+	COM5	
2	B+	2	URXD1		2	USB D-		
3	ACC	3	INPUT0/KEY	GP101_14	3	USB 5V	COM5	
4	GND	4	INPUT1	GP101_10	4	GND		
5	TXD1	COM2	5	INPUT2	GP101_22		3	USB 5V/MIC_P
6	RXD1		6	OUTPUT0	GP101_7		4	GND/MIC_N
7	GND	7	OUTPUT1	GP101_23				
8	TXD2	COM4	8	GND				
9	RXD2		9	CVBS1				
10	INPUT3	GP102_14	10	CVBS2				

W7 interfaces